



STEELWAY
CUSTOM CELLAR DOORS



STEELWAY
CUSTOM CELLAR DOORS

Providing homeowners and businesses with creative covers and doors for unique and custom spaces for over 60 years.

CellarDoors.com



CellarDoors.com

1.877.553.2610 • info@cellardoors.com • 290 E. Church Road, King of Prussia, PA 19406

1.877.553.2610 • info@cellardoors.com • 290 E. Church Road, King of Prussia, PA 19406

Introduction

Thank you for your interest in Steelway Cellar Doors and our line of quality custom cellar doors.

With over 40 years experience solving residential and commercial cellar access problems there isn't an opening we can't cover!

This brochure will highlight some of the doors we make, and will "walk you through" the measuring and ordering process. It is by no means complete and we are accustomed to working with customers to solve specific problems.

Please feel free to give us a call at any time if you have a question, or don't see what you

are looking for. With the extensive variety of cellar entrances that exist we couldn't possibly include a picture of every type... but chances are we have made a door just like the one you have in mind.

You can also visit us on the web at www.cellardoors.com to see a complete photo gallery and more information about our products.



How the Process Works



Read the information in the brochure and familiarize yourself with the products available.



Find the style door you need and complete the most appropriate measurement guide.



Go to the pricing page to get an approximate cost for your door. (Please note you must contact us for an exact quote including shipping).



Fax us or call us with the completed measurement guide. (Be sure to include your ship to zip code, so we can calculate your cost on the door, and provide a lead time for production (usually 1-2 weeks) and then fax or email this information back to you for your review.



Call us with any questions or to place your order!

STANDARD DOORS AVAILABLE FOR IMMEDIATE PICK UP OR SHIP

Features and Benefits

What Makes Steelway The Best?

Long Lasting

12 gauge hot rolled steel, fully-welded joints, and multiple coats of primer are just a few of the exclusive features that will ensure years of durable service.

Unlimited Size Selection

Costly extensions and clumsy add-ons are a thing of the past. You get the right door for the job... just screw it down, caulk around the outside, give it a coat of paint and you're done!

Weather Proof

Our design of overlapping returns and gutters allows Steelway's doors to shed the worst weather that Mother Nature can dish out.

Strong

All welded seams, reinforced as needed and the thickest gauge steel you can buy. Able to handle a snow load or heavy use. No more weak bolts that rust and leak.

Improved Security


Steelway Doors are designed with security in mind. Our fully welded doors feature interior hinges and mounting flanges, as well as an interior slide-bar lock that prevents unwanted intruders from gaining access to your home or business. (Note: Other locking arrangements are also available.)

Paintable

All our doors come primed in a red metal oxide primer. Once installed they can be painted any color you desire to best match your home or business. Steelway recommends an Exterior Latex Paint.

Steelway Cellar Doors Feature

- ✓ 100% Steel Construction
- ✓ Fully-Welded Joints...No Bolts
- ✓ Double Torsion Springs on Each Hinge
- ✓ Integrated Hold-Open Bar
- ✓ Multi-coat Rust Inhibitive Primer
- ✓ Weather Resistant Design



Style Doors

Order a Specialty Doors

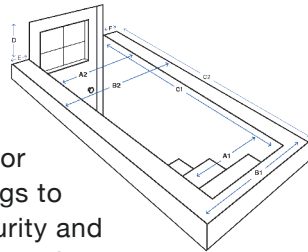
TRADITIONAL DOORS



Angled Doors

(Fit on top of flat foundations)

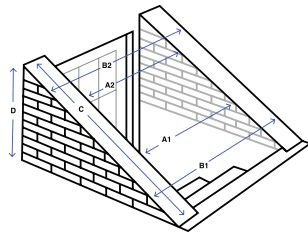
Made of strong, durable material like steel or aluminum, this cellar door is designed to fit into angled openings to a basement or cellar. This adds security and protects the contents of the cellar from the elements and intruders.



Flat Doors

(Fit on top of angled foundations)

A flat cellar door is typically used on a foundation that is already sloped. This door also adds security and protects the contents of the cellar from the elements and pests.



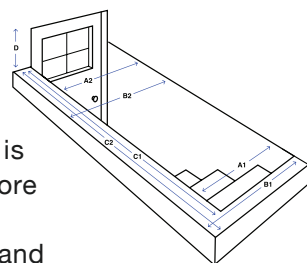
SPECIALTY DOORS

(Please see page 5 for other types of specialty doors)



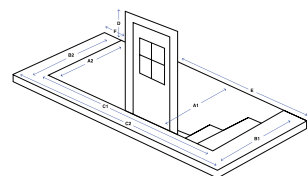
Corner Doors

Corner cellar doors (or "One-legged" doors) are used on homes where one side of the cellar stairwell is also the side of the house and therefore there is no foundation upon which to mount the frame. This adds security and protection from water, debris, and pests.



Along-Side Doors

An along-side cellar door is typically installed parallel to the wall of basements or cellars and often encloses an existing entrance to add protection from moisture, debris, and critters.



IF YOU DON'T SEE WHAT YOU NEED... CALL US.

There isn't an opening we can't cover!

If the existing measurement guides don't quite work or you have a unique situation, don't worry. Simply give us a call with your current and needed dimensions and we will get you a shop drawing.



Corner Doors



Along-Side Doors



Single Doors



Flat With Foundation Plates

Additional Styles


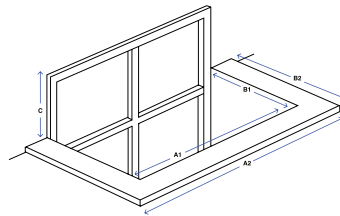
- ✓ Single Doors
- ✓ Opening Left or Right
- ✓ Sidewalk Doors (diamond plate)
- ✓ Corner Doors with Extensions
- ✓ Access Covers
- ✓ Bomb Shelters
- ✓ Utility Room Access Covers
- ✓ Crawlspace Doors

Window Wells & Covers



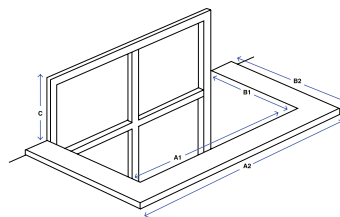
Rectangular / Square Window Well Covers

If maintaining the aesthetics of your exterior is important to you, Steelways rectangular window well covers are designed to fit securely over your existing window well. They will also keep the majority of all things BAD, out of your well!



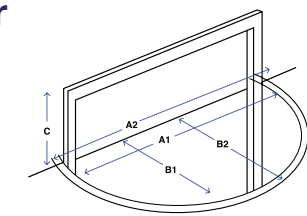
Grates

Steelway's custom window well grates provide heavy-duty protection with built-in airflow—made from high-strength steel angle iron or lightweight premium aluminum. Available in operable or non-operable styles with stainless-steel piano hinges and optional locks for secure, code-friendly access.




Curved Window Well Cover

Curved wells are designed to fit securely over your existing curved window well. Keeping your cellar protected from debris, rainwater and other elements.



Window Well & Cover Combo Units

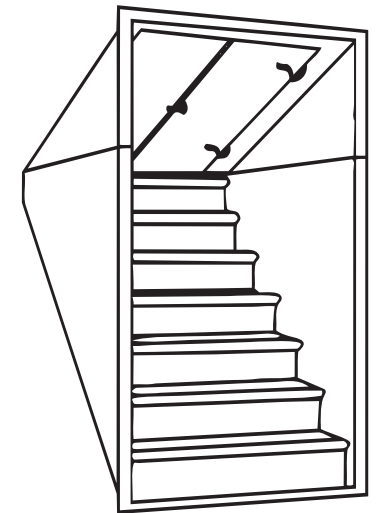
New and innovative window well and cover combo units that come in 4 sizes. This product means no more Junky, broken Bubble Covers. It is a 12 Gauge Galvannealed Steel with a strong UV protected multi-wall polycarbonate lens.



Other Products

Steel Stair and Top Combinations

- ✓ Heavy Gauge Steel Steps, walls and back
- ✓ Primed with red oxide primer
- ✓ All surfaces below grade have foundation coating
- ✓ Spring loaded steel doors
- ✓ Fits openings up to 40" wide
- ✓ Available in various sizes
- ✓ Simply provide us with the basement height and the amount of basement wall exposed above grade—we'll calculate the best unit for you.



Architectural Specifications

SPECIFICATIONS FOR ENTRANCEWAY DOOR

Provide entranceway cover with two doors of custom size by Steelway Cellar Doors, LLC., King of Prussia, PA. Constructed with minimum of 12 gauge hot rolled sheet steel with reinforcement as necessary. Provide each cover with two (2) hinged doors and an outside-mounted cast aluminum handle on the right door leaf. Doors will have four springs to assist in opening. The springs will be mounted directly to the 1/2" bar stock hinges and will not be exposed. The frame of the unit will have welded seams, especially the vertically oriented portions and a one-piece lintel to minimize potential leaks. Doors and cover will be fabricated in such a manner that incorporates standing edges and returns to provide a watertight assembly. Provide an internal slide bar lock and hold-open rod. Provide with shop applied red oxide primer.

Any Size, Any Shape.

We make what you want to the inch.

- ✓ Hot Rolled
- ✓ Galvannealed
- ✓ One Door
- ✓ Two Doors
- ✓ Inside Lock
- ✓ Outside Locks

We fabricate based on your needs.

Available Options

Material: Galvannealed steel

Size: As indicated on the drawing

Lift: Gas pistons (for very large, heavy doors or more horizontal orientation)

Padlock tabs (inside or outside mounted)

Outside keyed entry